



# Shielded Power Inductors – LPS3015 Series



- Very low DCR; excellent current handling
- Miniature 3.0 × 3.0 mm footprint; less than 1.5 mm tall

**Core material** Ferrite

**Core and winding loss** See [www.coilcraft.com/coreloss](http://www.coilcraft.com/coreloss)

**Terminations** RoHS compliant silver-palladium-platinum-glass frit. Other terminations available at additional cost.

**Weight** 40 – 45 mg

**Ambient temperature** –40°C to +85°C with I<sub>rms</sub> current, +85°C to +125°C with derated current

**Storage temperature** Component: –40°C to +125°C.

Packaging: –40°C to +80°C

**Resistance to soldering heat** Max three 40 second reflows at +260°C, parts cooled to room temperature between cycles

**Moisture Sensitivity Level (MSL)** 1 (unlimited floor life at <30°C / 85% relative humidity)

**Mean Time Between Failures (MTBF)** 26,315,789 hours

**Packaging** 1000/7" reel; 3500/13" reel; Plastic tape: 12 mm wide, 0.26 mm thick, 8 mm pocket spacing, 1.65 mm pocket depth

**Recommended pick and place nozzle** OD: 3 mm; ID: ≤ 1.5 mm

**PCB washing** Only pure water or alcohol recommended

Part number <sup>1</sup>	Inductance <sup>2</sup> ±20% (µH)	DCR max <sup>3</sup> (Ohms)	SRF typ <sup>4</sup> (MHz)	Isat (A) <sup>5</sup>			I <sub>rms</sub> (A) <sup>6</sup>	
				10% drop	20% drop	30% drop	20°C rise	40°C rise
LPS3015-102ML_	1.0	0.075	190	1.8	2.0	2.1	1.4	2.0
LPS3015-152ML_	1.5	0.100	140	1.8	2.1	2.2	1.3	1.7
LPS3015-182ML_	1.8	0.100	135	1.5	1.7	2.1	1.1	1.4
LPS3015-222ML_	2.2	0.110	110	2.0	2.0	2.1	1.1	1.4
LPS3015-332ML_	3.3	0.130	90	1.4	1.5	1.5	1.0	1.4
LPS3015-472ML_	4.7	0.200	79	1.1	1.2	1.2	0.90	1.2
LPS3015-682ML_	6.8	0.300	58	0.83	0.86	0.89	0.68	0.90
LPS3015-103ML_	10	0.440	48	0.60	0.69	0.73	0.55	0.75
LPS3015-153ML_	15	0.700	35	0.58	0.61	0.62	0.44	0.59
LPS3015-183ML_	18	0.750	33	0.56	0.58	0.59	0.43	0.58
LPS3015-223ML_	22	0.825	30	0.48	0.49	0.50	0.42	0.57
LPS3015-333ML_	33	1.30	23	0.39	0.41	0.42	0.35	0.48
LPS3015-473ML_	47	1.55	17	0.36	0.38	0.39	0.30	0.40
LPS3015-683ML_	68	2.25	14	0.30	0.31	0.32	0.25	0.33
LPS3015-104ML_	100	3.40	11	0.24	0.25	0.26	0.19	0.26
LPS3015-124ML_	120	4.60	9.0	0.21	0.22	0.23	0.17	0.23
LPS3015-154ML_	150	6.10	8.0	0.19	0.20	0.20	0.15	0.20
LPS3015-184ML_	180	8.60	7.5	0.16	0.17	0.17	0.13	0.175
LPS3015-224ML_	220	9.50	6.0	0.15	0.16	0.16	0.11	0.155
LPS3015-334ML_	330	22.0	5.0	0.10	0.11	0.11	0.070	0.095

1. Please specify **termination** and **packaging** codes:

LPS3015-333ML C

**Termination:** L = RoHS compliant silver-palladium-platinum-glass frit.

Special order: T = RoHS tin-silver-copper (95.5/4/0.5) or S = non-RoHS tin-lead (63/37).

**Packaging:** C = 7" machine-ready reel. EIA-481 embossed plastic tape (1000 parts per full reel).

B = Less than full reel. In tape, but not machine ready. To have a leader and trailer added (\$25 charge), use code letter C instead.

D = 13" machine-ready reel. EIA-481 embossed plastic tape. Factory order only, not stocked (3500 per full reel).

2. Inductance tested at 100 kHz, 0.1 V<sub>rms</sub> using an Agilent/HP 4192A. Inductance at 1 MHz is the same for parts with SRF ≥ 10 MHz.
3. DCR measured on a micro-ohmmeter.
4. SRF measured using Agilent/HP 8753ES or equivalent.
5. DC current that causes the specified inductance drop from its value without current.
6. Current that causes the specified temperature rise from 25°C ambient.
7. Electrical specifications at 25°C. Refer to Doc 362 "Soldering Surface Mount Components" before soldering.

Coilcraft **Designer's Kit C392** contains samples of 0.80 µH to 33 µH parts (3 each) from LPS3008, LPS3010 and LPS3015. **Kit C401** contains samples of 0.56 µH to 33 µH parts (3 each) from LPS4012 and LPS4018. **Kit C402** contains samples of 220 µH to 3300 µH parts (3 each) from all five series. For details of kit contents and to order, contact Coilcraft or visit <http://order.coilcraft.com>.

**Coilcraft**<sup>®</sup>

Specifications subject to change without notice.  
Please check our website for latest information.

Document 436-1 Revised 12/03/08

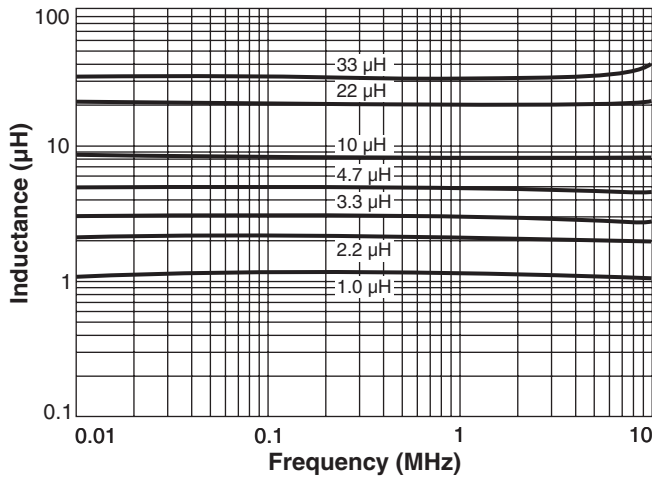
1102 Silver Lake Road Cary, Illinois 60013 Phone 847/639-6400 Fax 847/639-1469

E-mail [info@coilcraft.com](mailto:info@coilcraft.com) Web <http://www.coilcraft.com>

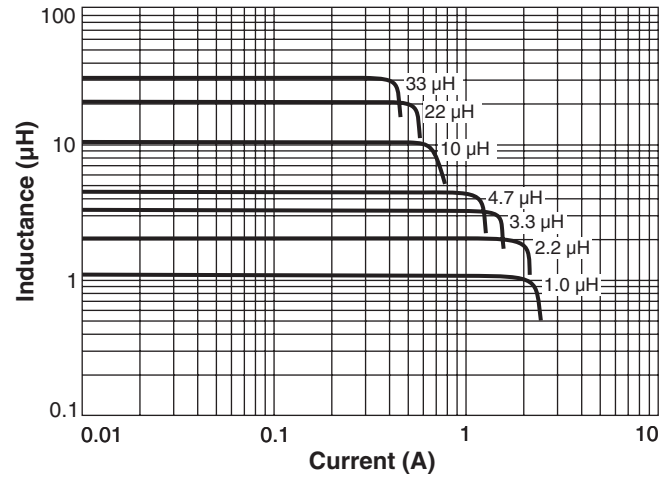


# Shielded SMT Power Inductors – LPS3015 Series

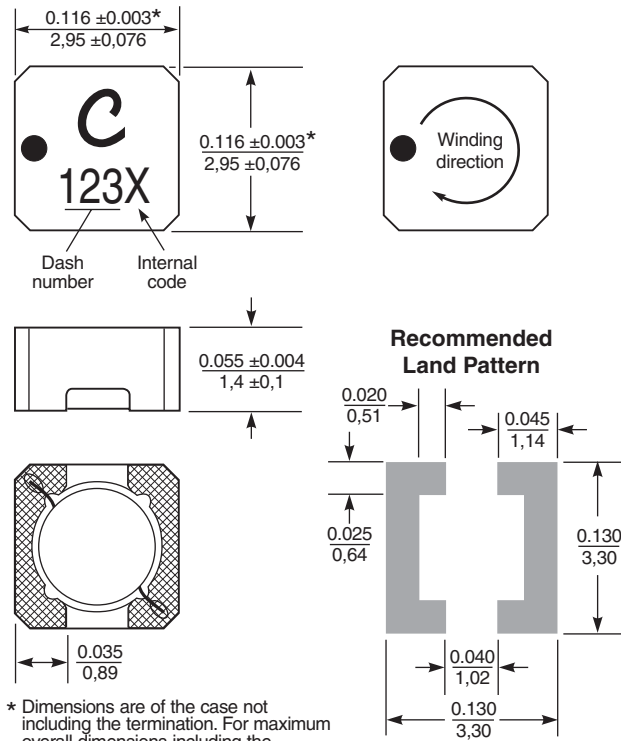
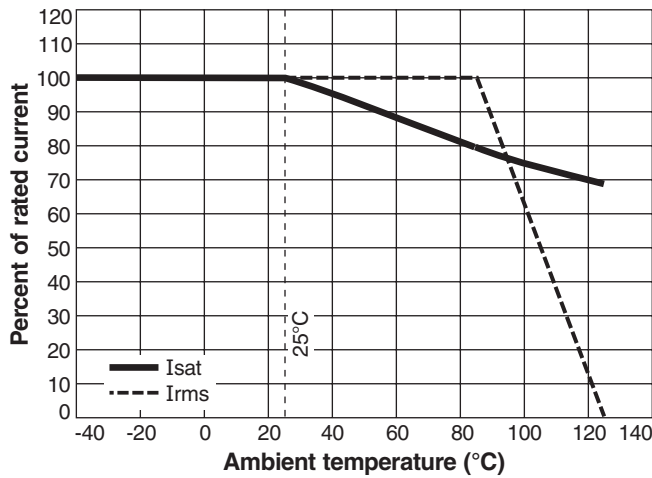
## Typical L vs Frequency



## Typical L vs Current



## Current Derating



\* Dimensions are of the case not including the termination. For maximum overall dimensions including the termination, add 0.005 in / 0,13 mm.

Dimensions are in  $\frac{\text{inches}}{\text{mm}}$



Specifications subject to change without notice.  
Please check our website for latest information.

Document 436-2 Revised 12/03/08

1102 Silver Lake Road Cary, Illinois 60013 Phone 847/639-6400 Fax 847/639-1469

E-mail [info@coilcraft.com](mailto:info@coilcraft.com) Web <http://www.coilcraft.com>